



Heber Public Utility District

1078 Dogwood Rd. Suite 103 • PO Box H

Heber CA 92249

Tel:(760)482-2440 • Fax (760)353-9951

www.heber.ca.gov

Nov 6, 2024

Attention: Madeline
General Manager

Subject: October 2024 Monthly Report

On the billing cycles ending on the 21st of October 30,006,000 gallons of water were used by our consumers, an average of 968,000 gallons was used per day.

On October 17, 2024 collected fourth quarter TTHM's samples and were sent to Clinical Lab of San Bernardino for analysis. The results came in on October 29, 2024 and were below the maximum contaminant level (MCL) for the both sites. The running annual average (RAA) MCL for TTHM's is 80 parts per billion (ppb) and for the month of October 2024 we attained a RAA of 62 ppb for the Mc Cabe Cove site and 50 ppb for the Little Field site. Heber Public Utility District is in compliance with State and Federal water regulations.

If you have any questions, please contact me at (760) 427-4685

Sincerely,

A handwritten signature in blue ink, appearing to read "Francisco Rodriguez".

Francisco Rodriguez

Chief Operator

Heber Public Utility District



Heber Public Utility District

1078 Dogwood Rd. Suite 103 • PO Box H

Heber CA 92249

Tel:(760)482-2440 • Fax (760)353-9951

Nov 6, 2024

Attention: Madeline
General Manager

Subject: Water Distribution Report October 2024

A) Water breaks (1)

1. 7 Crane Ct.

B) Service Leak (2)

1. 1023 Heber Ave.
2. 38 Maple Ave.

B) Work Orders (42)

PRSUR - TEST WATER PRESSURE	1
OCC - OCCUPANT CHANGE	4
LEAK - METER LEAK	6
INFO - TEST METER	3
DIS - DISCONNECT	7
HYDRT - HYDRANT LEAK	1
CON - CONNECT	5
MISC - MISC REPORT	1
MC - METER CHANGE	12
WTR - SERVICE LINE LEAK	2


TOTAL ALL CODES

42

Sincerely,

A handwritten signature in blue ink, appearing to read "Francisco Rodriguez".

Francisco Rodriguez
Chief Operator
Heber Public Utility District



Heber Public Utility District

1078 Dogwood Rd., Suite 103 • P. O. Box H
Heber, CA 92249

TEL. (760) 482-2440 • FAX (760) 353-9951
www.heber.ca.gov

November 6, 2024

Attention: Madeline Dessert
General Manager

SUBJECT: Heber W.W.T.P. Operations from September 20, 2024 through October 21, 2024.

- A. Major violations: (ONE) On September 23, 2024 a sample was not collected or recorded for the daily temperature read.
- B. Minor violations: (NONE)
- C. Major sewer spills: (NONE)
- D. Main sewer Plugs: (NONE)
- E. UV System: Operating fine. Self-cleaning.
- F. Vactor Truck: Vactor truck was used on October 29 2024, to repair a water service leak.
- G. TOTAL OF MILES OF SEWER LINES CLEANED OR VIDEOED: 0 miles.
- H. From September 20, 2024 through October 21, 2024: Heber Wastewater Plant received and treated 17.647 MG.
- I. HPUD did not exceed the daily maximum flow (1.2 MGD) as of October 21, 2024.

Sincerely,

A handwritten signature in blue ink, appearing to be "E. Gonzalez".

Edoardo S. Gonzalez
Wastewater Plant Lead Operator




HEBER PUBLIC UTILITY DISTRICT

Water & Wastewater Treatment Plants and Billing Report
 Billing Period : SEPTEMBER 20, 2024 thru OCTOBER 21, 2024


Month & Year	Water		HPUD Offices/Parks	Difference Water	Sewer	Invoiced	Invoiced	Invoiced	10% Senior Discount
	Gallons Produced	Gallons Invoiced	Gallons not invoiced	Water not accounted	Influent	Water	Sewer	Trash	# of Accounts receiving the discount
Oct-23	30,110,000	27,412,985	2,231,252	465,763	14,544,000	\$ 144,521.19	\$ 117,579.77	\$ 55,759.60	160 Accounts
Nov-23	24,697,000	23,117,991	1,764,615	-185,606	15,743,000	\$ 137,195.23	\$ 117,267.22	\$ 55,685.68	160 Accounts
Dec-23	20,976,000	21,708,288	2,543,739	-3,276,027	14,691,000	\$ 135,839.85	\$ 116,781.70	\$ 55,576.30	160 Accounts
Jan-24	20,638,366	18,135,000	1,825,771	677,595	15,560,000	\$ 134,297.40	\$ 117,302.21	\$ 55,426.19	160 Accounts
Feb-24	15,667,000	16,178,248	2,054,462	-2,565,710	17,779,000	\$ 124,392.83	\$ 116,000.69	\$ 55,382.61	160 Accounts
Mar-24	20,322,000	21,108,650	1,837,250	-2,623,900	16,197,000	\$ 129,995.46	\$ 116,490.45	\$ 56,706.82	160 Accounts
Apr-24	25,549,000	24,474,159	2,026,456	-951,615	16,037,000	\$ 137,142.31	\$ 116,538.21	\$ 57,140.44	159 Accounts
May-24	28,843,000	27,127,172	2,558,028	-842,200	14,607,000	\$ 142,812.36	\$ 117,203.17	\$ 57,081.99	159 Accounts
Jun-24	37,690,000	33,120,546	1,813,047	2,756,407	15,141,000	\$ 164,837.06	\$ 117,141.44	\$ 57,132.60	160 Accounts
Jul-24	39,157,000	35,420,583	2,896,894	839,523	14,417,000	\$ 167,879.73	\$ 117,572.65	\$ 59,335.38	160 Accounts
Aug-24	37,804,000	31,835,694	2,348,695	3,619,611	13,568,000	\$ 157,634.05	\$ 117,426.53	\$ 59,321.68	160 Accounts
Sep-24	36,091,000	32,568,946	2,391,872	1,130,182	14,684,000	\$ 158,946.99	\$ 117,782.09	\$ 59,327.03	166 Accounts
Oct-24	30,006,000	28,543,493	2,209,711	-747,204	17,647,000	\$ 146,026.20	\$ 117,155.53	\$ 59,391.78	166 Accounts

Totals includes billing for final accounts

To the best of my knowledge, the information is true and correct.



 Liz German
 Office Senior Clerk



 Date

**** TOTALS BY JOB CODE ****

JOB CODE	TOTAL COMPLETED	TOTAL OUTSTANDING	TOTAL NEW	TOTAL PENDING	TOTAL VOID
OCC - OCCUPANT CHANGE	4	0	0	0	0
PRSUR - TEST WATER PRESSURE	1	1	0	0	0
LEAK - METER LEAK	6	0	0	0	0
MC - METER CHANGE	12	0	0	0	8
DIS - DISCONNECT	7	0	0	0	11
WTR - SERVICE LINE LEAK	2	1	0	0	0
CON - CONNECT	6	0	0	0	0
INFO - TEST METER	4	4	0	0	0
HYDRT - HYDRANT LEAK	1	0	0	0	0
MISC - MISC REPORT	1	0	0	0	0
SWR - SEWER PLUG UP	0	1	0	0	0
TOTAL ALL CODES	44	7	0	0	19