



Heber Public Utility District

1078 Dogwood Rd. Suite 103 • PO Box H

Heber CA 92249

Tel:(760)482-2440 • Fax (760)353-9951

September 10, 2021

Attention: Mrs. Fischer
General Manager

Subject: Water Distribution Report August 2021

- A) Water breaks (2)
 - 1. 32 E. Hawk Street
 - 2. 1135 Grand Ave

- B) Service Leak (1)
 - 1. 74 11th Street

- C) Work Orders (77)

<u>JOB CODE</u>	<u>TOTAL COMPLETED</u>
CON - CONNECT	5
WTR - WATER BREAK	2
DIS - DISCONNECT	4
LEAK - METER LEAK	5
INFO - TEST METER	4
OCC - OCCUPANT CHANGE	1
MISC - MISC REPORT	4
MC - METER CHANGE	28
HYDRT - HYDRANT LEAK	0
FIREF - FIREFLY CONNECTION	22
PRSUR- TEST WATER PRESSURE	2
<u>TOTAL ALL CODES</u>	<u>77</u>

Sincerely,

A handwritten signature in blue ink, appearing to read "Francisco Rodriguez".

Francisco Rodriguez
Chief Operator
Heber Public Utility District



Heber Public Utility District

1078 Dogwood Rd. Suite 103 • PO Box H
Heber CA 92249
Tel:(760)482-2440 • Fax (760)353-9951
www.heber.ca.gov

September 10, 2021

Attention: Mrs. Fischer

Subject: August 2021 Monthly Report

On the billing cycles ending on the 21st of August 33,417,000 gallons of water were used by our consumers, an average of 1,114,000 gallons was used per day.


On August 12, 2021, collected Trihalomethanes (TTHM's) samples and were sent to Clinical Lab of San Bernardino for analysis. The results came in on August 19, 2021 and were below the maximum contaminant levels (MCL) for TTHM's. The running annual average (RAA) MCL for TTHM's is 80 parts per billion (ppb) and we attained 56 ppb for the Mc Cabe site and 43 ppb for the Little Field site. Heber Public Utility District continues to be in compliance with the State and Federal Water Regulations.

If you have any questions, please contact me at (760) 427-4685

Sincerely,

A handwritten signature in blue ink, appearing to read "Francisco Rodriguez".

Francisco Rodriguez
Chief Operator
Heber Public Utility District



Heber Public Utility District

1078 Dogwood Rd., Suite 103 • P. O. Box H
Heber, CA 92249
TEL. (760) 482-2440 • FAX (760) 353-9951
www.heber.ca.gov

September 9, 2021

Attention: Laura Fischer
General Manager

SUBJECT: Heber W.W.T.P. Operations from July 22, 2021 through August 21, 2021.

- A. Major violations: (NONE)
- B. Minor violations (NONE)
- C. Major sewer spills (NONE)
- D. Main sewer Plugs: (NONE)
- E. UV System: Operating fine. Self-cleaning. No maintenance.
- F. Vactor Truck: No use of the vactor truck this monthly cycle.
- G. TOTAL OF MILES OF SEWER LINES CLEANED OR VIDEOED: 0 miles.
- H. From July 22, 2021 through August 21, 2021: Heber Wastewater Plant received and treated 12.911 MG.
- I. HPUD did not exceed the daily maximum flow (1.2 MGD) as of August 21, 2021.

Sincerely,

A handwritten signature in blue ink, appearing to be "E. Gonzalez", is written over the signature line.

Edoardo S. Gonzalez
Wastewater Plant Lead Operator




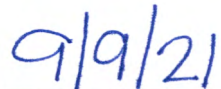
HEBER PUBLIC UTILITY DISTRICT
Water Treatment Plant and Billing Report
Billing Period : July 22 thru August 21, 2021

Month & Year	Water		HPUD Offices/Parks	Difference Water	Sewer	Invoiced	Invoiced	Invoiced	10% Senior Discount
	Gallons Produced	Gallons Invoiced	Gallons not invoiced	Water not accounted	Influent	Water	Sewer	Trash	# of Accounts receiving the discount
Jul-20	36,961,000	33,128,171	1,544,429	2,288,400	12,371,000	\$ 153,462.62	\$ 110,697.22	\$ 46,463.62	160 Accounts
Aug-20	38,948,000	35,125,120	1,525,512	2,297,368	13,469,000	\$ 160,702.62	\$ 111,097.04	\$ 45,089.43	160 Accounts
Sep-20	35,205,000	31,572,217	1,236,424	2,396,359	14,206,000	\$ 150,897.30	\$ 110,658.57	\$ 45,043.46	160 Accounts
Oct-20	29,736,000	28,237,222	1,173,394	325,384	14,080,000	\$ 142,382.65	\$ 110,585.55	\$ 45,073.63	160 Accounts
Nov-20	24,564,000	24,494,089	971,635	-901,724	15,691,000	\$ 134,470.92	\$ 110,411.04	\$ 45,041.17	160 Accounts
Dec-20	18,680,000	20,253,241	1,056,457	-1,574,297	15,677,000	\$ 125,254.29	\$ 110,132.85	\$ 45,054.58	160 Accounts
Jan-21	16,473,000	18,875,235	681,311	-3,083,546	14,754,000	\$ 123,891.35	\$ 109,965.78	\$ 45,057.20	160 Accounts
Feb-21	15,014,000	18,248,193	1,376,752	-4,610,945	15,594,000	\$ 122,286.91	\$ 109,939.30	\$ 45,053.65	160 Accounts
Mar-21	20,140,000	20,543,021	1,246.92	-404,268	15,217,000	\$ 126,486.28	\$ 109,795.58	\$ 45,059.21	160 Accounts
Apr-21	24,574,000	24,794,856	990,442	-1,211,298	13,643,000	\$ 135,105.68	\$ 110,199.26	\$ 45,062.13	160 Accounts
May-21	29,069,000	29,006,809	1,118,659	-1,056,468	13,493,000	\$ 145,296.68	\$ 110,644.57	\$ 45,103.11	160 Accounts
Jun-21	34,058,000	31,475,053	995,996	1,586,951	12,759,000	\$ 153,480.20	\$ 110,853.62	\$ 45,093.07	160 Accounts
Jul-21	34,935,000	32,154,122	1,290,395	1,490,483	12,615,000	\$ 158,410.60	\$ 114,764.18	\$ 45,748.42	160 Accounts
Aug-21	32,417,000	31,453,355	1,268,417	-304,772	12,911,000	\$ 157,163.81	\$ 114,560.14	\$ 45,832.97	160 Accounts

Totals includes billing for final accounts

To the best of my knowledge, the information is true and correct.


 Liz German
 Office Senior Clerk


 Date

**** TOTALS BY JOB CODE ****

JOB CODE	TOTAL COMPLETED	TOTAL OUTSTANDING	TOTAL NEW	TOTAL PENDING	TOTAL VOID
CON - CONNECT	5	0	0	0	0
MC - METER CHANGE	28	0	0	0	1
LEAK - METER LEAK	5	0	0	0	0
DIS - DISCONNECT	4	0	0	0	0
MISC - MISC REPORT	4	0	0	0	0
INFO - TEST METER	4	3	0	0	0
OCC - OCCUPANT CHANGE	1	0	0	0	0
FIREF - ENCODER/FIRELY	22	0	0	0	0
WTR - WATER BREAK	2	1	0	0	0
PRSUR - TEST WATER PRESSURE	2	0	0	0	0
TOTAL ALL CODES	77	4	0	0	1